


# Truck-mounted concrete pump

BSF 36-4.16 H


.17 i LS

Output up to 170 m<sup>3</sup>/h

Delivery pressure up to 130 bar\*



**ergonomic<sup>®</sup>** **inside 3** Lorem Ipsum



Note: Standard version. Dimensions and weights depend on truck, pump model and equipment.  
Dimensions in mm for MB-Actros 3243.  
Illustrations show special equipment

## Technical data

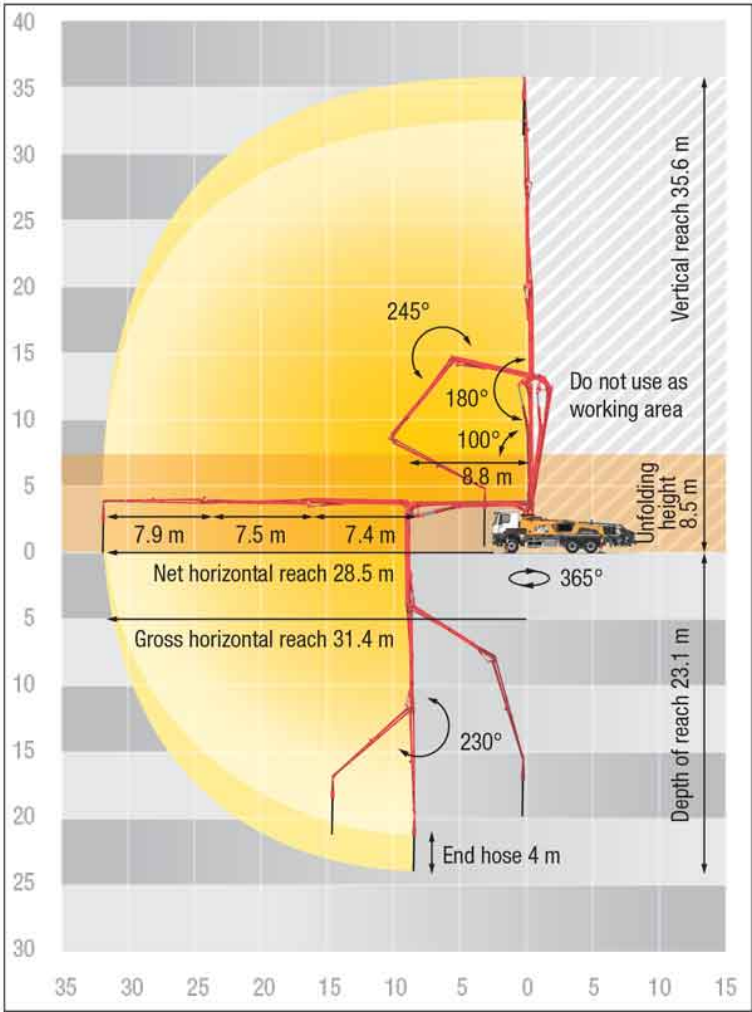
Boom M 36-4			
Sections			4
Reach height	m		35.6
Horizontal reach	gross	m	31.4
	net	m	28.5
Reach depth max.	m		23.1
Unfolding height	m		8.5
End hose length	m		4
Folding system			Z
Delivery line			DN 125

Pump		BSF	.16 H	.17 i LS
Rod side	Output	m <sup>3</sup> /h	160	-
	Delivery pressure	bar	85	-
	Strokes	1/min.	31	-
Piston side	Output	m <sup>3</sup> /h	108	170
	Delivery pressure	bar	130	85
	Strokes	1/min.	21	27
	Delivery cylinder	Ø mm	230	250
	Stroke	mm	2100	2100

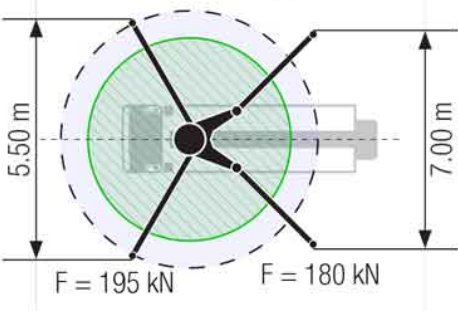
\*) Delivery line boom max. 85 bar.  
All data maximum theoretical.

شماره تماس: 093617940444

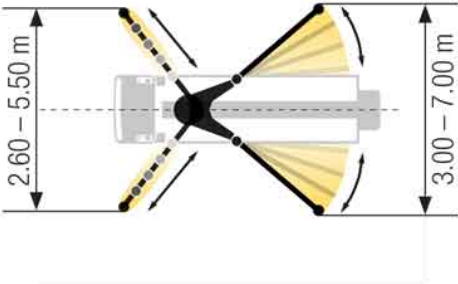
BSF 36-4 Reach information diagram, Support



Standard – Full support



iSC – Flexible support



Dimensions can differ depending on configuration.  
Support width based on center of support leg.  
The specified values are reference forces.

Delivery scope Standard Line

<b>Support</b>	
Full support system	
Support plates (4x), in 2 magazines	
<b>Control systems</b>	
Agitator, controllable via remote control or local	
EOC 2.0 (Ergonic Output Control)	
Ergonic 3 control system	
Ergonic Graphic Display 9.7" incl. Ergonic diagnosis interface	
Radio remote control with display	
<b>Hopper</b>	
Agitator rotation automatic, dep. on pump direction	
Agitator safety switch off (RFID)	
Central hopper lubrication, electric	
Delivery cylinder, chrome-plated	
Hinged elbow with cleaning port	
Rubber collar on concrete hopper	
Spectacle wear plate DURO 22	

Steps left and right, zinc-plated
S-valve transfer switchover fast/slow
Wash-out port lid with locked slide pin
<b>Cleaning</b>
Cleaning hose 8 m + 2 m incl. bracket and nozzle
Compressed air connection, rear side
Connection for water tank filling, both-sided
Container for sponge balls
Operating position at hopper to drain water pipe
Water outlet on hopper, for small quantities (1/2")
Water pump, 160 l/min 25 bar
Water tank 700 l
<b>Delivery line</b>
Deck delivery line in boom delivery line quality
Delivery line PROLINE 1000 (1-layer)
End hose 4 m DN125

<b>Safety</b>	
Connections for hydraulic emergency supply (boom)	
Guardrail right side	
Mushroom button for horn, yellow	
Towing eye	
<b>Lighting</b>	
Control points lighting, LED	
Hopper lighting, LED	
Light for illumination pump and water box, LED	
Lighting of control box, LED	
<b>Miscellaneous</b>	
Delivery note box plastic	
Hydraulic hose for replacement in hose pack	
Operating instruction and spare parts manual (1x paper, 1x CD-ROM)	
Paintwork Putzmeister Standard	
Tool kit	